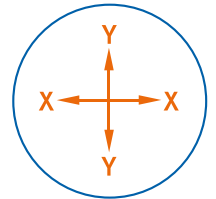
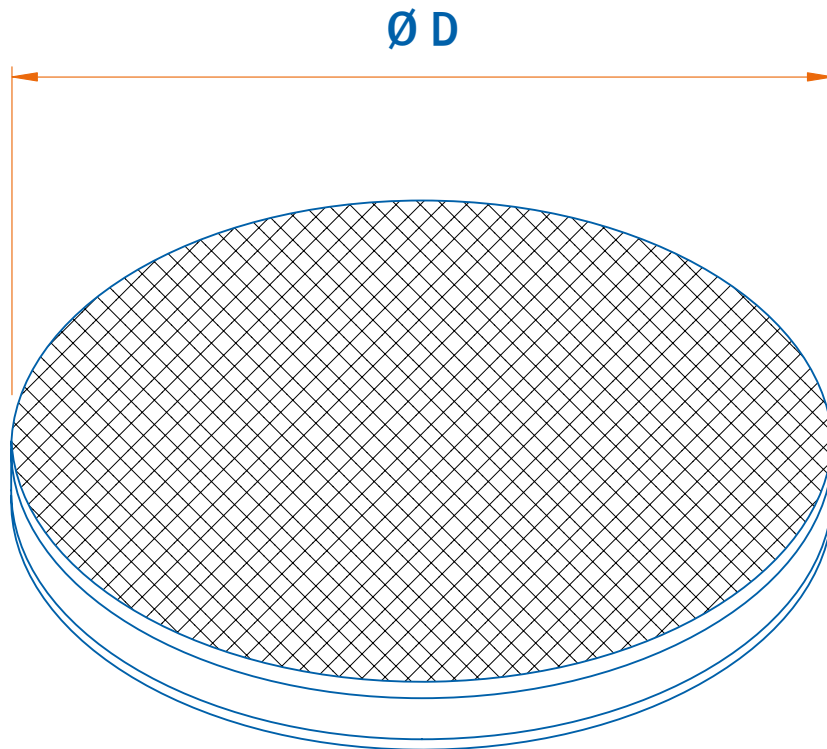


Maintenance-free sliding plate for welding - »Round«

Types	R812-100/10 max. 500 kN	R812-150/10 max. 1000 kN	R812-200/10 max. 2500 kN
-------	----------------------------	-----------------------------	-----------------------------

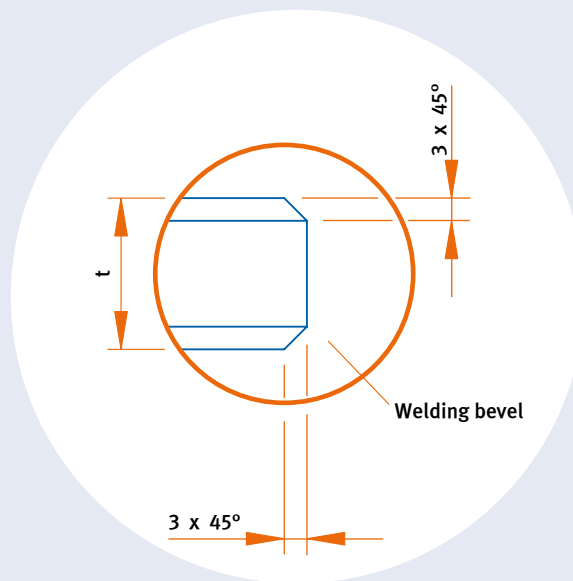
Any special design is available on request

Glide path



For mounting instructions please refer to [Page 134](#)

DETAIL »BEVEL«



Technical data

LOAD CAPACITY kN	PLATE TYPE	D mm Ø	t mm	GLIDE PATH in mm	
				X-direction	Y-direction
500	R812-100/10	100	10	Must be defined according to construction specifications	Must be defined according to construction specifications
1000	R812-150/10	150	10	Must be defined according to construction specifications	Must be defined according to construction specifications
2500	R812-200/10	200	10	Must be defined according to construction specifications	Must be defined according to construction specifications

Special sizes and special shapes are available on customers' requirement.

PROPERTIES

Round sliding plate, with high load PTFE-coated sliding plate, maintenance-free.

MOUNTING

For welding (only tack welding). As special design also available as a screw-on application.

MATERIAL

Steel, St37, with one-sided PTFE-coating, (Special materials are also available).

COUNTER SURFACE

Stainless steel sheet (2,0 mm) <Rz4 Verf. 2R (IIIId), (will be produced on customers' requirement).

FRICTION COEFFICIENT

Approx. 0,05 - 0,10 on stainless steel sliding plate, Verf. 2R (IIIId).

CAPACITY LOAD

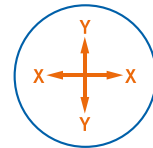
Static max. approx. 250 N/mm².

TEMPERATURE RANGE

-70°C - +250°C

SLIDING DIRECTION

An all-sided floating bearing.



GLIDE PATH

Is defined by the size of the collaborating top plate with weld on stainless steel sliding plate.

LHG - SPECIAL DESIGNS

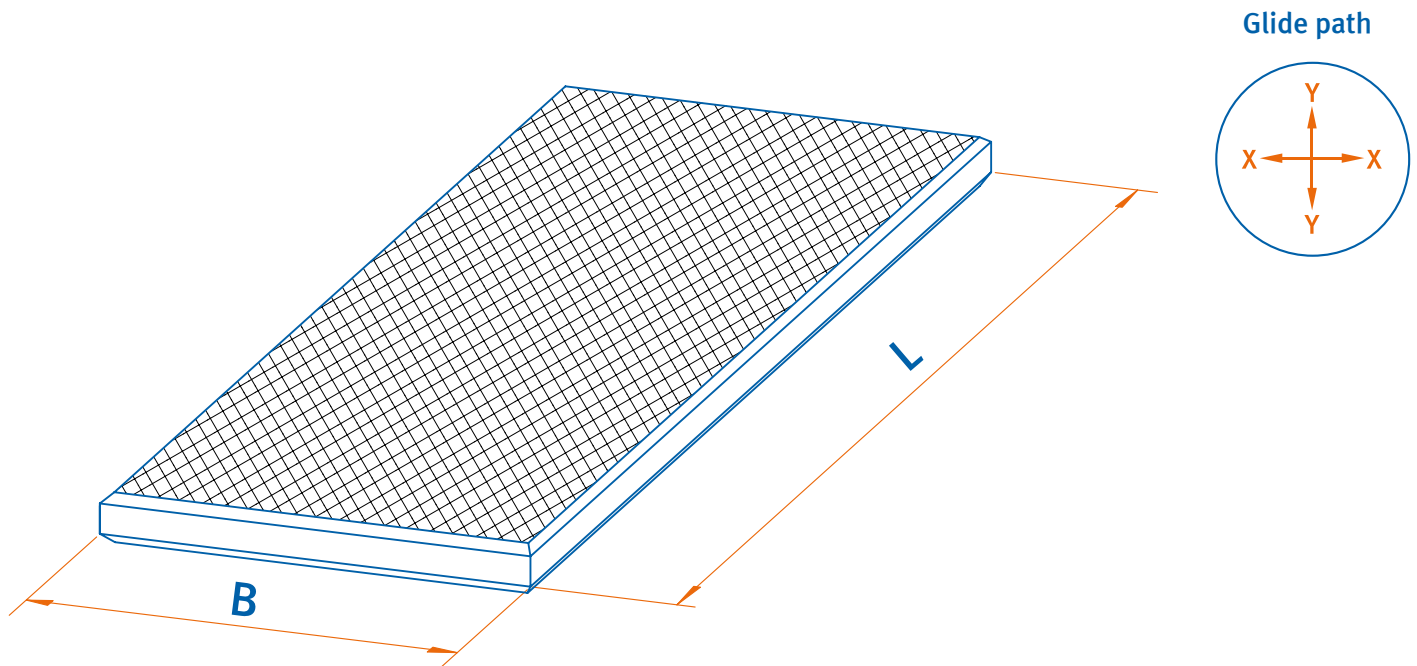
We are able to produce LHG - sliding plates in different sizes, shapes, strengths and load standards apart from our standard delivery programme.

It is possible to produce circular base plates in special materials on customers' requirement e.g. applications for food and chemical industry and medical technology.

Maintenance-free sliding plate for welding - »Squared«

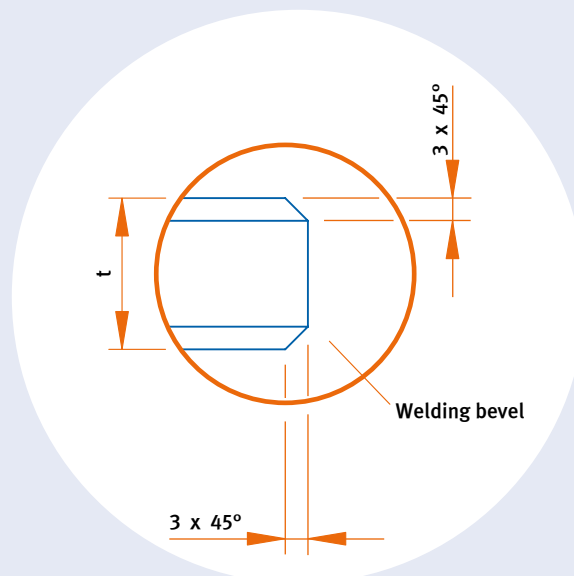
Types	E812-100x100x10 max. 500 kN	E812-150x100x10 max. 750 kN	E812-200x100x10 max. 1000 kN
	E812-300x100x10 max. 1500 kN	E812-200x200x10 max. 2000 kN	E812-300x200x10 max. 3000 kN

Any special design is available on request



For mounting instructions please refer to [Page 134](#)

DETAIL »BEVEL«



Technical data

LOAD CAPACITY kN	PLATE TYPE	L mm	B mm	t mm	GLIDE PATH in mm	
					X-direction	Y-direction
500	E812-100 x 100 x 10	100	100	10	Must be defined according to construction specifications	Must be defined according to construction specifications
750	E812-150 x 100 x 10	150	100	10	Must be defined according to construction specifications	Must be defined according to construction specifications
1000	E812-200 x 100 x 10	200	100	10	Must be defined according to construction specifications	Must be defined according to construction specifications
1500	E812-300 x 100 x 10	300	100	10	Must be defined according to construction specifications	Must be defined according to construction specifications
2000	E812-200 x 200 x 10	200	200	10	Must be defined according to construction specifications	Must be defined according to construction specifications
3000	E812-300 x 200 x 10	300	200	10	Must be defined according to construction specifications	Must be defined according to construction specifications

Special sizes and special shapes are available on customers' requirement.

PROPERTIES

Squared sliding plate, with high load PTFE-coated sliding plate, maintenance-free.

MOUNTING

For welding (only tack welding). As special design also available as a screw-on application.

MATERIAL

Steel, St37, with one-sided PTFE-coating, (Special materials are also available).

COUNTER SURFACE

Stainless steel sheet (2,0 mm) <Rz4 Verf. 2R (IIIId), (will be produced on customers' requirement).

FRICTION COEFFICIENT

Approx. 0,05 - 0,10 on stainless steel sliding plate, Verf. 2R (IIIId).

CAPACITY LOAD

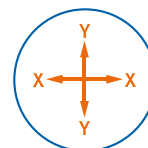
Static max. approx. 250 N/mm².

TEMPERATURE RANGE

-70°C - +250°C

SLIDING DIRECTION

An all-sided floating bearing.



GLIDE PATH

is defined by the size of the collaborating top plate with weld on stainless steel sliding plate.

LHG - SPECIAL DESIGNS

We are able to produce LHG - sliding plates in different sizes, shapes, strengths and load standards apart from our standard delivery programme.

It is possible to produce circular base plate in special materials on customers' requirement e.g. applications for food and chemistry industry and medical technology.

Mounting instructions for LHG - bearing plates for welding

MATERIAL

Steel, St37k (material number 10037) /
abbreviation S235JR.

- 1 The LHG sliding plate must be welded onto the lower construction, PTFE-coated side facing up!
- 2 8 mm tack welds are sufficient.
A long weld seam is not advisable, as the PTFE-sliding layer could be damaged by overheating at the corners.
- 3 During welding the PTFE layer must be covered!
- 4 As a counter surface, a 2mm strong stainless steel sliding plate (material number 1.4301 or 1.4401) has to be affixed to the upper construction. The surface must be smooth, fine-grounded K260 or blank Verf.2R (IIIId).
- 5 The size of the sliding plate depends on the possible glide path (x and y).
- 6 Single tack welds are sufficient to affix the stainless steel sliding plate, favourable at the corners.
- 7 It is very important to cover the PTFE-sliding surface during welding!

RECOMMENDATIONS FOR WELDING ELECTRODES:

All common electrodes for construction steels can be used as welding electrode.